



USER MANUAL
Operating System: Tizen

HOW TO INSTALL THE iNES Smart app?

How to set up your user profile

To set up the **iNES Smart app** you must use the credentials that shall be delivered to your e-mail address indicated in the iNES service agreement. The e-mail will be generated from **ines-smart@ines.ro**, and will have the subject: "Welcome to iNES Smart!".

If, for various reasons, you need to **RESET YOUR PASSWORD** to access the app, you will receive a new password by e-mail through a message like the following:

Welcome User,

Please use following credeantials to access iNES Smart:

Username: user_manual

Password: 95906115

Thank you for choosing iNES Smart!
iNES Team

Hello User,

Your password for iNES Smart has been reset:

Username: user_manual


Password: 55319429

Thank you for choosing iNES Smart!
iNES Team

How to set up the application

1

Click on the **HOME** button and go to the App Store on your Smart TV.



2

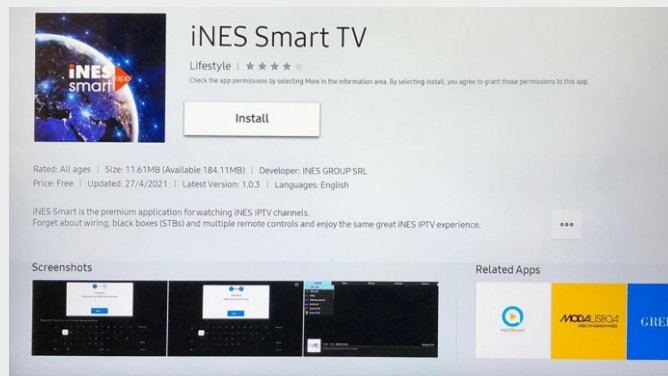
Click **SEARCH** and find the **iNES Smart app**.



HOW TO INSTALL THE iNES Smart app?

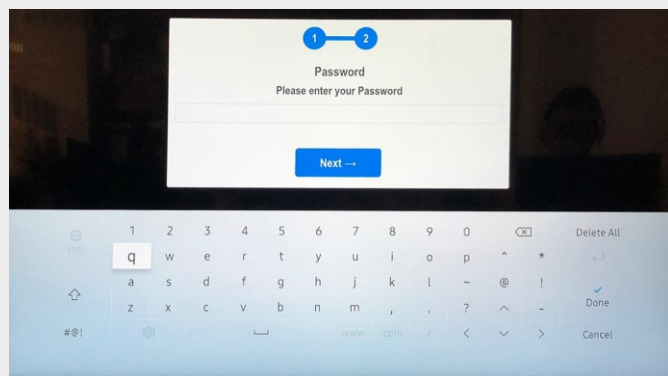
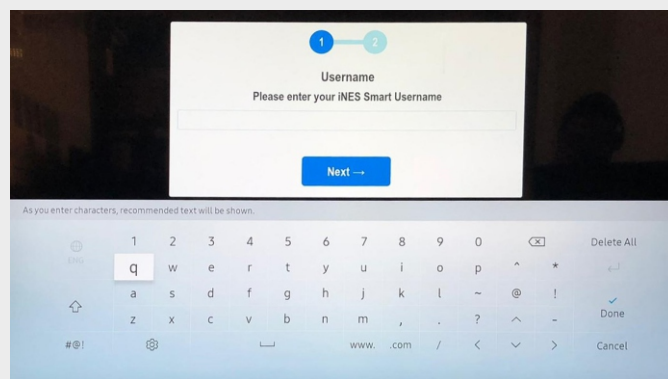
3

Select the app and click **INSTALL**.



4

Install the app and **connect** using the credentials received by e-mail from iNES.



Recommendations

For the “Adult” category, please refer to our Support department and request access by email, at support@ines.ro. We recommend that you use the PARENTAL CONTROL feature following the steps specific to your device. *

*iNES cannot be held responsible for access settings/restrictions regarding the “Adult” channels on the client's device.

CONTACT

For any difficulty in setting up or using the
iNES Smart app, you can contact us
at any time (24/7):

Phone: 031 620 20 20

E-mail: suport@ines.ro